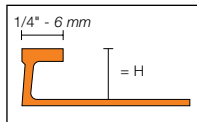


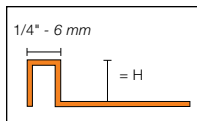
Product Item Numbers



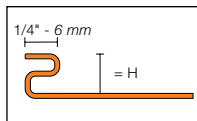
Aluminum & MC 80 D



Brass



Stainless steel




1.6 Schluter®-DECO

H = mm - in.	Item No.			
	Stainless steel 304 (1.4301 = V2A) (E)	Solid brass (M)	Chrome-plated solid brass (MC)	Satin anodized aluminum (AE)
8 - 5/16	E 80 D	-	MC 80 D	AE 80 D
9 - 11/32	E 90 D	M 90 D	MC 90 D	-
10 - 3/8	E 100 D	-	-	AE 100 D
11 - 7/16	E 110 D	M 110 D	MC 110 D	-
12.5 - 1/2	E 125 D	M 125 D	MC 125 D	AE 125 D
14 - 17/32	E 140 D	-	-	-
16 - 5/8	E 160 D	-	-	-
18.5 - 23/32	E 185 D	-	-	-
21 - 13/16	E 210 D	-	-	-
25 - 1	E 250 D	-	-	-
30 - 1-3/16	E 300 D	-	-	-

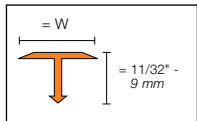
Length supplied: 8' 2-1/2" — 2.5 m



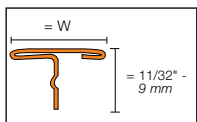
Note: Only the brass and aluminum DECO are available in radius.



Aluminum, Brass



Stainless steel



1.3 Schluter®-RENO-T

W = mm - in.	Item No.						
	Stainless steel 304 (1.4301 = V2A) (E)	Brushed stainless steel 304 (1.4301 = V2A) (EB)	Solid brass (M)	Satin anodized aluminum (AE)	Satin nickel anodized aluminum (AT)	Satin copper anodized aluminum (AK)	Satin brass anodized aluminum (AM)
14 - 9/16	T 9/14 E	T 9/14 EB	T 9/14 M	T 9/14 AE	T 9/14 AT	T 9/14 AK	T 9/14 AM
25 - 1	T 9/25 E	T 9/25 EB	T 9/25 M	T 9/25 AE	T 9/25 AT	T 9/25 AK	T 9/25 AM

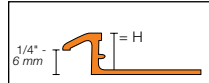
Length supplied: 8' 2-1/2" — 2.5 m



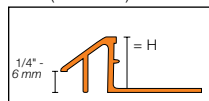
Aluminum (1/4" - 6 mm)



Aluminum
5/16" - 3/8" (8 - 10 mm)



Aluminum
1/2" (12.5 mm)



Stainless steel, Brass



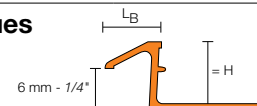
1.4 Schluter®-RENO-TK

H = mm - in.	Item No.			
	Stainless steel 304 (1.4301 = V2A) (E)	Brushed stainless steel 304 (1.4301 = V2A) (EB)	Solid brass (M)	Satin anodized aluminum (AE)
6 - 1/4	-	-	-	AETK 60
8 - 5/16	ETK 80	EBTK 80	MTK 80	AETK 80
10 - 3/8	ETK 100	EBTK 100	MTK 100	AETK 100
11 - 7/16	ETK 110	EBTK 110	-	-
12.5 - 1/2	ETK 125	EBTK 125	MTK 125	AETK 125

H = mm - in.	Item No.			
	Bright chrome anodized aluminum (ACB)	Satin nickel anodized aluminum (AT)	Brushed nickel anodized aluminum (ATGB)	Brushed antique bronze anodized aluminum (ABGB)
6 - 1/4	ATK 60 ACB	ATK 60 AT	-	-
8 - 5/16	ATK 80 ACB	ATK 80 AT	ATK 80 ATGB	ATK 80 ABGB
10 - 3/8	ATK 100 ACB	ATK 100 AT	ATK 100 ATGB	ATK 100 ABGB
12.5 - 1/2	ATK 125 ACB	ATK 125 AT	ATK 125 ATGB	ATK 125 ABGB

Length supplied: 8' 2-1/2" — 2.5 m

Diagram Values



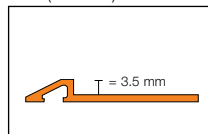
H = mm - in.	L _B = mm - in.	
	Aluminum	Stainless steel/Brass
6 - 1/4	7.5 - 19/64	-
8 - 5/16	8.5 - 21/64	7 - 9/32
10 - 3/8	8.5 - 21/64	11 - 7/16
11 - 7/16	-	13.5 - 17/32
12.5 - 1/2	15.5 - 39/64	16.5 - 21/32



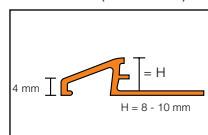
Note: RENO-TK is available in radius (sizes 60 - 100) in all materials except stainless steel.



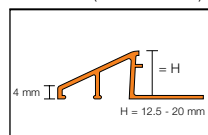
Aluminum
1/8" (3.5 mm)



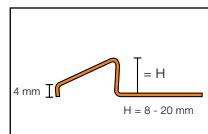
5/16" - 3/8" (8 - 10 mm)



1/2" - 3/4" (12.5 - 20 mm)



Stainless steel, Brass



1.2 Schluter®-RENO-U

H = mm - in.	Item No.					
	Stainless steel 304 (1.4301 = V2A) (E)	Brushed stainless steel 304 (1.4301 = V2A) (EB)	Solid brass (M)	Satin anodized aluminum (AE)	Bright chrome anodized aluminum (ACB)	
3.5 - 1/8	-	-	-	AEU 35	-	
8 - 5/16	EU 80	EBU 80	MU 80	AEU 80	AU 80 ACB	
10 - 3/8	EU 100	EBU 100	MU 100	AEU 100	AU 100 ACB	
11 - 7/16	EU 110	EBU 110	-	-	-	
12.5 - 1/2	EU 125	EBU 125	MU 125	AEU 125	AU 125 ACB	
15 - 9/16	EU 150	EBU 150	MU 150	AEU 150	-	
17.5 - 11/16	EU 175	EBU 175	-	AEU 175	-	
20 - 3/4	EU 200	EBU 200	-	-	-	

H = mm - in.	Item No.				
	Satin nickel anodized aluminum (AT)	Brushed nickel anodized aluminum (ATGB)	Brushed antique bronze anodized aluminum (ABGB)	Satin brass anodized aluminum (AM)	
8 - 5/16	AU 80 AT	AU 80 ATGB	AU 80 ABGB	AU 80 AM	
10 - 3/8	AU 100 AT	AU 100 ATGB	AU 100 ABGB	AU 100 AM	
12.5 - 1/2	AU 125 AT	AU 125 ATGB	AU 125 ABGB	AU 125 AM	

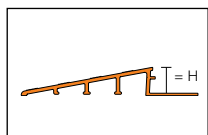
Length supplied: 8' 2-1/2" - 2.5 m

ADA-Compliant

Note: When leading edge abuts lower surface covering, sizes 3/4" (20 mm) and 11/16" (17.5 mm) are not ADA-compliant. When leading edge rests on top of lower surface covering, sizes 3/4" (20 mm), 9/16" (15 mm), and 11/16" (17.5 mm) are not ADA-compliant.

Diagram Values

H = mm - in.	L _B = mm - in.	
	Aluminum	Stainless steel/Brass
3.5 - 1/8	9 - 23/64	-
8 - 5/16	12.5 - 31/64	13 - 33/64
10 - 3/8	16.5 - 21/32	17.5 - 11/16
11 - 7/16	-	19.5 - 49/64
12.5 - 1/2	22 - 55/64	23 - 29/32
15 - 9/16	27.5 - 1-5/64	28 - 1-7/64
17.5 - 11/16	27 - 1-1/16	33.5 - 1-5/16
20 - 3/4	31.5 - 1-15/64	40 - 1-37/64



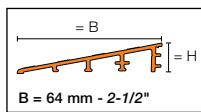

1.8 Schluter®-RENO-RAMP

H = mm - in.	Item No.	
	Satin anodized aluminum (AE)	
B = 50 mm - 2"		
6 - 1/4	AERP 60 B50	
B = 64 mm - 2-1/2"		
10 - 3/8	AERP 100 B65	
12.5 - 1/2	AERP 125 B65	
B = 89 mm - 3-1/2"		
12.5 - 1/2	AERP 125 B90	
15 - 9/16	AERP 150 B90	
20 - 3/4	AERP 200 B90	

Length supplied: 8' 2-1/2" - 2.5 m

ADA-Compliant

Note: RENO-RAMP sizes 3/4" - 20 mm and 9/16" - 15 mm are not ADA-compliant.



1.8 Schluter®-RENO-RAMP-K

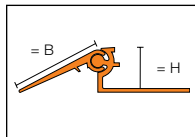
H = mm - in.	Item No.	
	Satin anodized aluminum (AE)	
B = 64 mm - 2-1/2"		
12.5 - 1/2	AERPK 125 B65	

Length supplied: 8' 2-1/2" - 2.5 m

Diagram Values

Length supplied: 8' 2-1/2" - 2.5 m

H = mm - in.	L _B = mm - in.
6 - 1/4	50 - 2
10 - 3/8	64 - 2-1/2
12.5 - 1/2	64 - 2-1/2
12.5 - 1/2	89 - 3-1/2
15 - 9/16	89 - 3-1/2
20 - 3/4	89 - 3-1/2



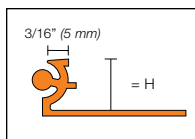
1.7 Schluter®-RENO-V

		Item No.
H = mm - in.	Satin anodized aluminum	
	(AE)	
B = 20 mm - 3/4"		
8	- 5/16	AEVT 80 B20
10	- 3/8	AEVT 100 B20
12.5	- 1/2	AEVT 125 B20
15	- 9/16	AEVT 150 B20
17.5	- 11/16	AEVT 175 B20
20	- 3/4	AEVT 200 B20

B = 30 mm - 1-3/16"		
8	- 5/16	AEVT 80 B30
10	- 3/8	AEVT 100 B30
12.5	- 1/2	AEVT 125 B30
15	- 9/16	AEVT 150 B30
17.5	- 11/16	AEVT 175 B30
20	- 3/4	AEVT 200 B30

B = 40 mm - 1-9/16"		
8	- 5/16	AEVT 80 B40
10	- 3/8	AEVT 100 B40
12.5	- 1/2	AEVT 125 B40
15	- 9/16	AEVT 150 B40
17.5	- 11/16	AEVT 175 B40
20	- 3/4	AEVT 200 B40

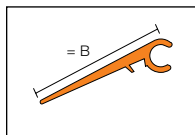
Length supplied: 8' 2-1/2" – 2.5 m



1.7 Schluter®-RENO-VT

		Item No.
H = mm - in.	Satin anodized aluminum	
	(AE)	
8	- 5/16	AEVT 80
10	- 3/8	AEVT 100
12.5	- 1/2	AEVT 125
15	- 9/16	AEVT 150
17.5	- 11/16	AEVT 175
20	- 3/4	AEVT 200

Length supplied: 8' 2-1/2" – 2.5 m



1.7 Schluter®-RENO-VB

		Item No.
B = mm - in.	Satin anodized aluminum	
	(AE)	
20	- 3/4	AEVB 20
30	- 1-3/16	AEVB 30
40	- 1-9/16	AEVB 40

Length supplied: 8' 2-1/2" – 2.5 m